



Synology RackStation RS810+/RS810+

Guia de Instalação Rápida

Índice

Capítulo 1: Antes de Começar

Conteúdo da Embalagem.....	3
Instruções de Segurança.....	4

Capítulo 2: Configuração de hardware

Ferramentas e Peças para a Instalação do Disco Rígido.....	5
Instalar Discos Rígidos	5
Adicionar um Módulo de RAM na RackStation	6
Configurar a Sua RackStation	9








Capítulo 3: Instalar Firmware da RackStation

Instalar a partir do Windows.....	10
Instalar a partir de Mac OS X.....	12
Instalar a partir de Linux	12
Saber Mais.....	14

Antes de Começar

Antes de começar a configuração da RackStation, verifique o conteúdo da embalagem para confirmar se recebeu os itens abaixo. Leia também cuidadosamente as instruções de segurança antes de utilizar, para proteger a sua RackStation de quaisquer danos.

Conteúdo da Embalagem

Unidade Principal x 1		Cabo eléctrico AC*
		
		CD de instalação x 1
		
		Kit de Montagem da Rack x 2
		
Parafusos para discos rígidos de 3.5" x 20	Parafusos para discos rígidos de 2.5" x 20	Parafusos para Kit de Montagem da Rack x 5
		

* Cabo eléctrico AC: RS810+ x 1; RS810RP+ x 2

Instruções de Segurança

	Mantenha afastado da luz solar directa e distante de produtos químicos. Certifique-se de que a zona ambiente não está sujeita a alterações abruptas de temperatura ou do índice de humidade.
	Mantenha o produto Synology na posição vertical. Não o deite horizontalmente.
	Não coloque o produto Synology nas proximidades de qualquer tipo de líquido.
	Antes de proceder à limpeza, desligue o cabo eléctrico. Limpe o produto Synology com toalhas de papel húmidas. Não utilize produtos químicos nem detergentes aerossóis para o limpar.
	Não coloque o produto Synology sobre carrinhos, mesas ou secretárias que não estejam devidamente estáveis, para evitar que o produto possa cair.
	O cabo eléctrico deve ser ligado a uma fonte de alimentação de voltagem adequada. Certifique-se de que a corrente AC fornecida é a correcta e estável.

Configuração de hardware

Ferramentas e Peças para a Instalação do Disco Rígido

- Uma chave de parafusos
- Pelo menos um disco rígido SATA de 3.5" ou 2.5"
(Visite www.synology.com para consultar os modelos de discos rígidos compatíveis.)


Aviso: Se instalar um disco rígido que contenha dados, o sistema irá formatar o disco rígido e apagar todos os dados. Se necessitar futuramente dos dados, efectue uma cópia de segurança antes da instalação.

Instalar Discos Rígidos

- 1 Puxe o clipe na direcção indicada abaixo para remover o tabuleiro do disco rígido.



- 2 Coloque o disco rígido no respectivo tabuleiro.
 - **Para o Disco Rígido de 3.5":** Coloque o disco rígido no respectivo tabuleiro, rode o tabuleiro ao contrário e aperte os parafusos para fixar o disco rígido.



- **Para o Disco Rígido de 2.5”:** Posicione o disco rígido na área azul (abaixo indicada) do respectivo tabuleiro, rode o tabuleiro ao contrário e aperte os parafusos para fixar o disco rígido.



- 3 Introduza o tabuleiro carregado com o disco rígido no respectivo compartimento vazio.



Importante: Certifique-se de que o tabuleiro é pressionado até ao fundo. Caso contrário, é possível que o disco rígido não funcione devidamente.

- 4 Pressione o clipe para fixar o tabuleiro do disco rígido.
- 5 Repita os passos acima para montar todos os discos rígidos que preparou. Fixe os dois kits de montagem da rack em ambos os lados com os parafusos fornecidos.



Nota: Se pretender configurar um conjunto RAID, é aconselhável que todos os discos rígidos instalados sejam do mesmo tamanho, para garantir a melhor utilização da capacidade do disco rígido.

Adicionar um Módulo de RAM na RackStation

O módulo de RAM Synology de 1 GB/2 GB foi concebido para a expansão de memória da RackStation e é um opcional à sua escolha. Siga os passos em baixo para instalar, verificar ou remover o seu módulo de RAM.

Instalar o Módulo de RAM

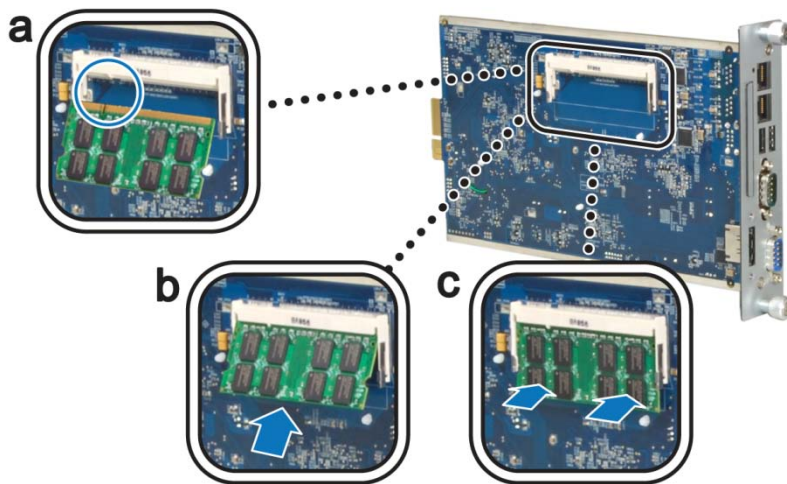
- 1 Desligue a sua RackStation. Desligue todos os cabos ligados à sua RackStation para evitar possíveis danos.

- 2 Desaperte os dois manípulos que seguram o painel traseiro. Puxe o painel para exibir a placa electrónica.



Importante: Quando remover a tampa, vai expor os componentes internos sensíveis. Evite tocar em algo para além da montagem da memória quando remover ou adicionar memória.

- 3 Vire a placa electrónica ao contrário.
- 4 Insira o novo módulo de memória no encaixe:
- a Alinhe a ranhura na extremidade dourada do módulo com a ranhura no encaixe de memória inferior.
 - b Incline a placa e empurre a memória para o encaixe. Certifique-se de que o módulo é pressionado até ao fundo.
 - c Utilize dois dedos para empurrar o módulo de memória para baixo de forma firme e equilibrada. Deve ouvir um clique quando a memória estiver inserida correctamente.



Importante: Segure o módulo de memória pelas extremidades e não toque nos conectores dourados.

- 5 Vire a placa electrónica para a sua posição original.
- 6 Recoloque a placa novamente na RackStation:
- a Identifique a calha na RackStation.

b Coloque a placa electrónica na calha e empurre a placa completamente para lugar.



c Aperte os 2 manípulos que desapertou no passo 2.



Certifique-se de que a RackStation Reconhece a Nova Capacidade de Memória

Após instalar o módulo de memória na RackStation, é recomendado que verifique se o servidor reconhece a nova memória.

Para verificar a memória da RackStation:

- 1 Instale o firmware da RackStation. (Consulte “Instalar Firmware da RackStation” na Página 10 para obter mais informações.)
- 2 Inicie Sessão no Synology DiskStation Manager.
- 3 Verifique a Memória Física Total em **Informação > Estado**.

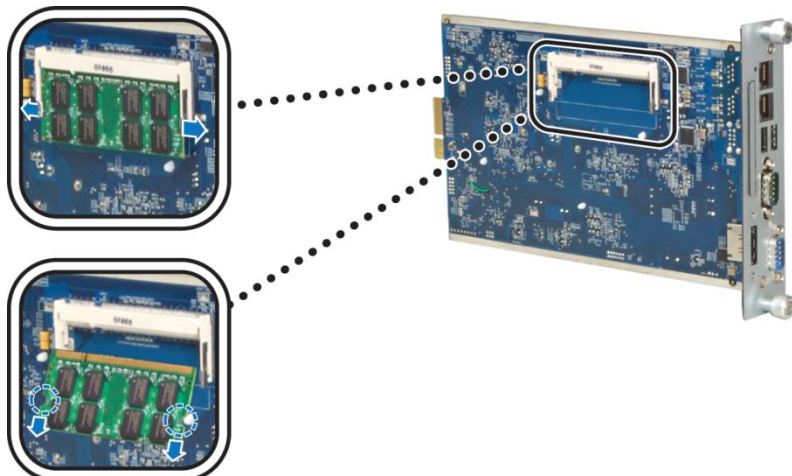
Actualizar	
Informação básica	
Nome do servidor	Namaste
Número de série	93FDN00013
Nome do modelo	DS1010+
Memória Física Total	2048 MB
Versão de firmware	DSM 2.3-1139
Tempo do sistema	Fri Mar 12 00:54:52 2010
Tempo de operação	3 dia(s) 5 hora(s) 3 minuto(s) 29 segundo(s)
Volume 1	6.7/143.8 GB
Volume 2	0.3/70.4 GB

Se a sua RackStation não reconhecer a memória ou não arrancar correctamente, confirme se a memória está instalada da forma correcta.

Remover o Módulo de RAM da RackStation

- 1 Siga os passos 1 a 3 da secção “Instalar o Módulo de RAM” para remover a placa electrónica.
- 2 Empurre as patilhas laterais do módulo de memória para fora para libertar o módulo do encaixe de memória.
Antes de o remover, certifique-se de que visualiza as ranhuras em semi-círculo. Se não, tente empurrar as patilhas para fora novamente.

3 Segure o módulo de memória pelas ranhuras e remova-a do encaixe.



4 Siga os passos 5 e 6 da secção “Instalar o Módulo de RAM” para recolocar a placa electrónica.

Configurar a Sua RackStation

1 Ligue uma extremidade do cabo eléctrico à porta de Energia da RackStation e a outra extremidade à tomada de corrente.

2 Utilize o cabo LAN para ligar a RackStation ao seu computador/router/hub.



3 Prima o Botão da energia no painel frontal para ligar a sua RackStation.



A sua RackStation está online e detectável por um computador em rede.

Instalar Firmware da RackStation

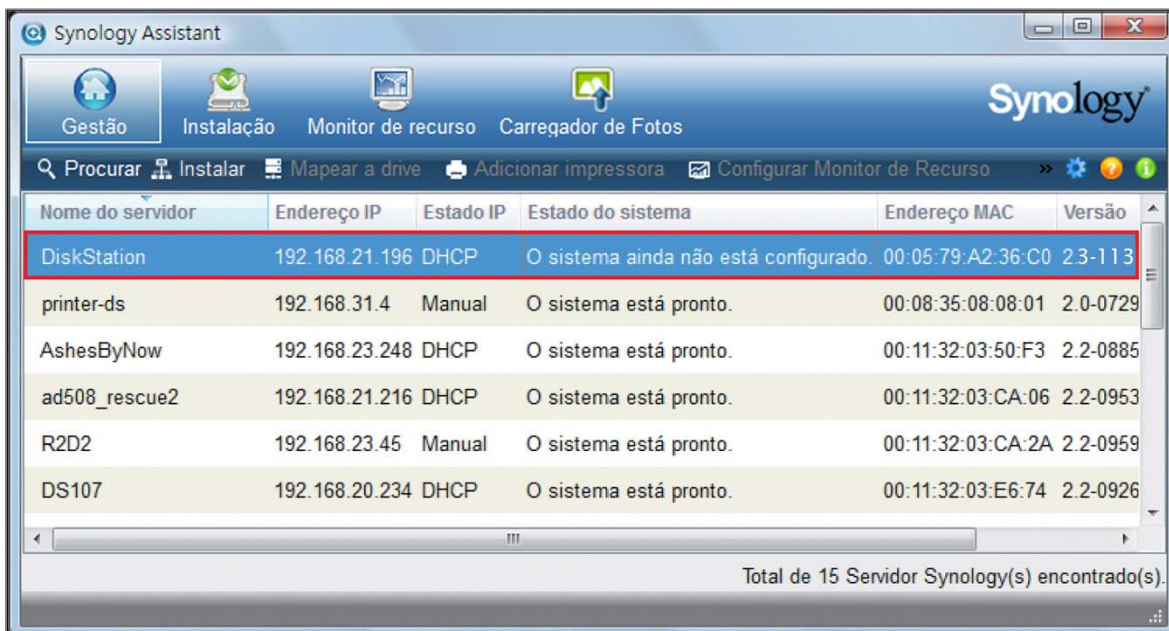
Num computador em rede, siga os passos indicados neste capítulo para instalar o firmware de sistema para a sua RackStation. Depois de o firmware estar instalado, pode gerir todas as funcionalidades da sua RackStation iniciando sessão na Disk Station Manager com um navegador de Internet.

Instalar a partir do Windows

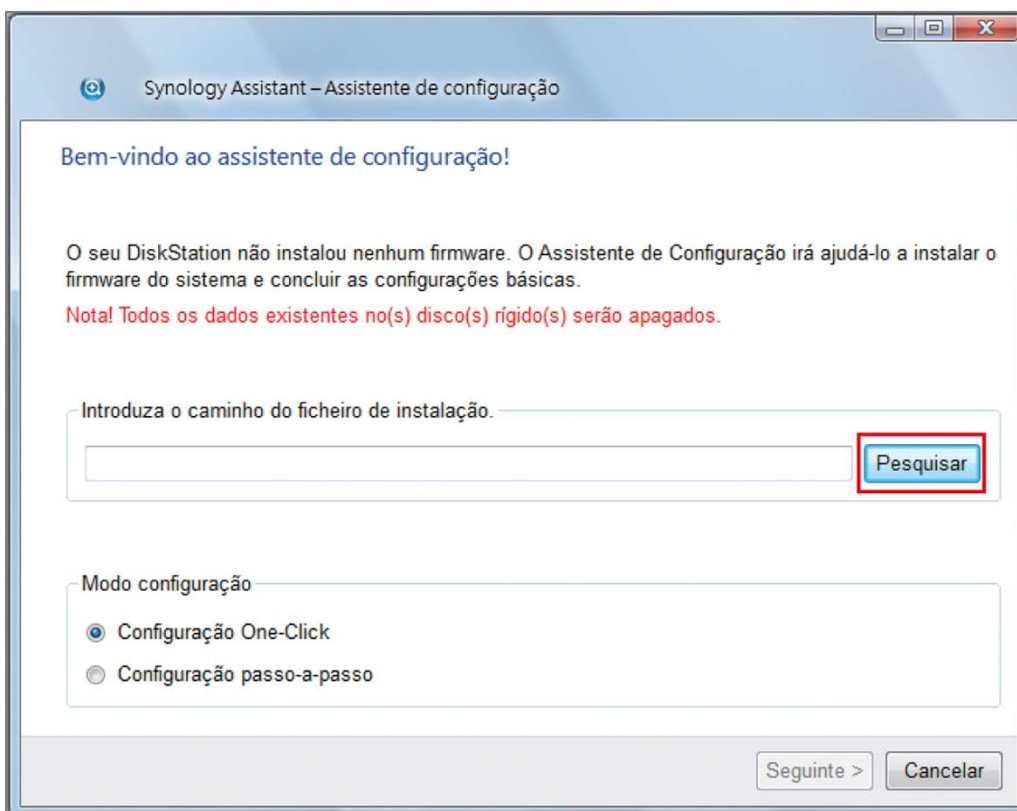
- 1 Introduza o CD de instalação no seu computador e escolha **Configurar o Servidor Synology** no menu de execução automática.



2 Depois de abrir o Synology Assistant, clique duas vezes em RackStation na lista do servidor.



3 Clique em **Pesquisar** para seleccionar o ficheiro de instalação ".pat" no CD de instalação.



4 Siga as instruções no ecrã para terminar o processo de configuração.

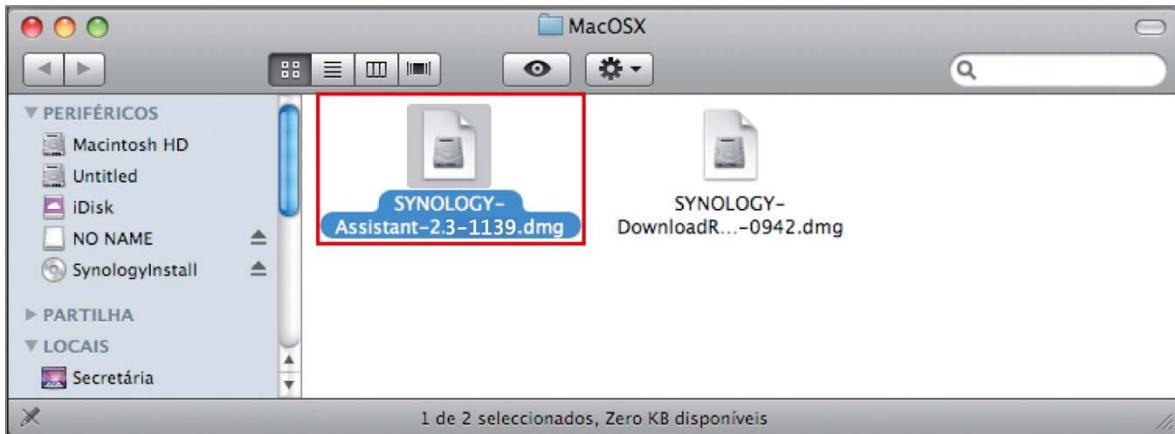
Nota: Se escolher a **Configuração One-Click**, a palavra-passe de **admin** predefinida para o seu Disk Station Manager ficará em branco.

Instalar a partir de Mac OS X

- 1 Introduza o CD de instalação no seu computador e clique duas vezes no ícone **SynologyInstall** no ambiente de trabalho.



- 2 Na janela que será exibida, clique duas vezes na pasta **MacOSX** e, de seguida, clique duas vezes em **Synology Assistant-2.3-[número].dmg**.



- 3 Clique duas vezes em **Synology Assistant.app** na janela que é exibida.



Synology Assistant.app

- 4 Quando activar o Synology Assistant, siga os passos 2 a 4 da secção “Instalar a partir do Windows” para concluir a configuração.

Instalar a partir de Linux

A versão Linux está otimizada para a versão 8 e 9 da distribuição **Ubuntu**. Também pode tentar a instalação noutras distribuições Linux (apenas para efeitos de avaliação).

Instalar e Executar o Synology Assistant

Pode instalar e executar o Synology Assistant utilizando as linhas de comando ou o GUI.

Se pretender instalar utilizando as linhas de comando:

Execute o script **install.sh** na pasta **Linux** do CD de instalação, o que o irá conduzir através dos passos abaixo indicados.

- 1 Remova a versão beta do Synology Assistant (se existir).

```
sudo rm -rf /usr/local/Synology /usr/local/bin/SynologyAssistant
```

- 2 Extraia **SynologyAssistant-2.3-[número].tar.gz** para o directório que pretender, como o **“/usr/local”** ou **“.”**

```
tar -C ./ -zxvf SynologyAssistant-2.3-[número].tar.gz
```

- 3 Se estiver a utilizar o Ubuntu de 64bit, instale as bibliotecas de 32bit.

```
sudo apt-get install ia32-libs
```

- 4 Crie o atalho para **/usr/local/bin**.

```
sudo ln -sf /path/install/SynologyAssistant/SynologyAssistant \
/usr/local/bin/SynologyAssistant
```

5 Para executar o Synology Assistant, pode utilizar o seguinte comando:

```
/path/install/SynologyAssistant/SynologyAssistant
```

Ou executar o atalho:

```
/usr/local/bin/SynologyAssistant
```

Se **/usr/local/bin** existir na variável do ambiente **\$PATH**, basta escrever:

```
SynologyAssistant
```

Se pretender instalar utilizando o GUI:

1 Acesse a **/usr/local** e **/usr/local/bin**, e elimine as seguintes pastas (se existirem):

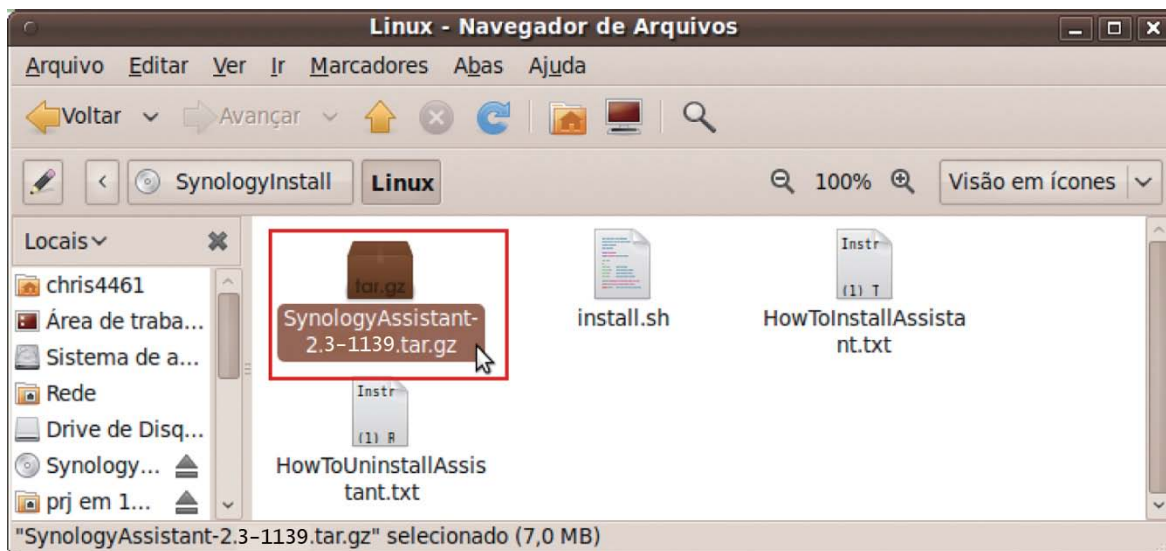
Synology, **SynologyAssistant**

2 Introduza o CD de instalação no seu computador e clique duas vezes no ícone **SynologyInstall** no ambiente de trabalho.

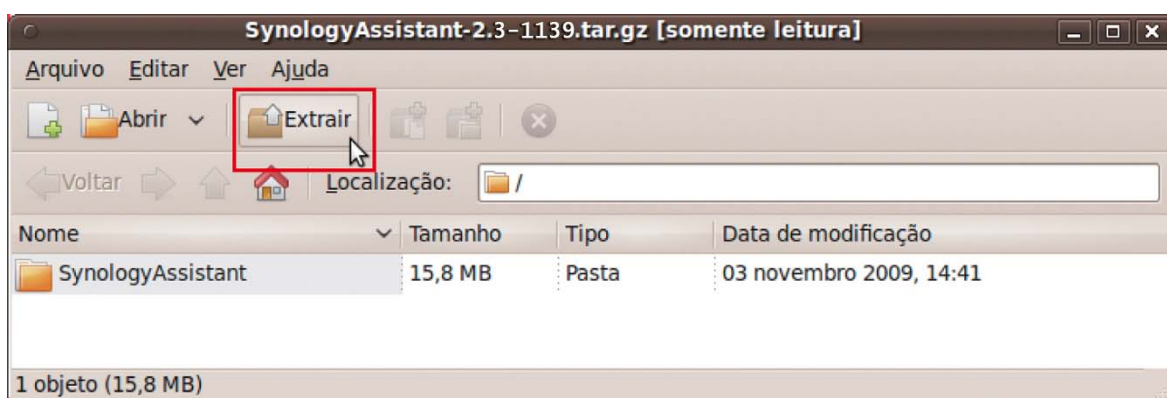


SynologyInstall

3 Na janela **Navegador de Arquivos** que será exibida, clique duas vezes na pasta **Linux** e, de seguida, clique duas vezes em **Synology Assistant-2.3-[número].tar.gz**.



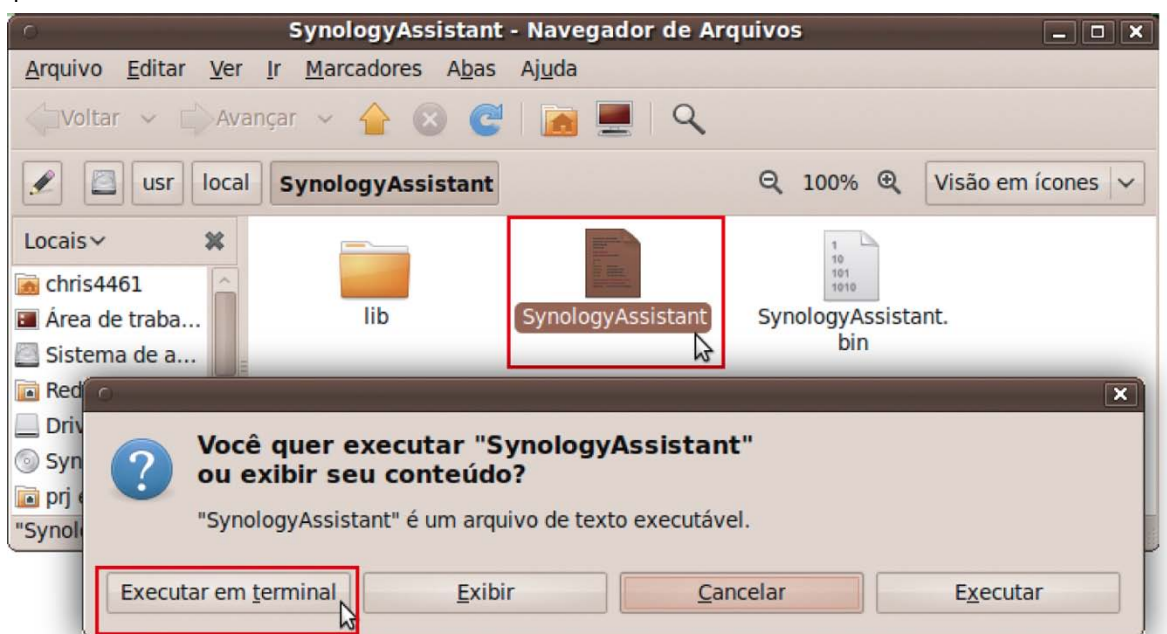
- 4 Clique em **Extrair** e extraia o directório **SynologyAssistant** para o caminho **/usr/local** ou para qualquer outro caminho.



Importante: Se estiver a utilizar o Ubuntu de 64bit, é necessário instalar as bibliotecas de 32bit antes de prosseguir. Para instalar, escreva o seguinte comando no Terminal:

```
sudo apt-get install ia32-libs
```

- 5 Aceda ao caminho **/usr/local/SynologyAssistant** (ou **[o caminho que tiver especificado]/SynologyAssistant**), clique duas vezes em **SynologyAssistant** e, de seguida, seleccione **Executar em terminal** na caixa de diálogo que é exibida.



Instalar Firmware da RackStation

Quando activar o Synology Assistant, siga os passos 2 a 4 da secção “Instalar a partir do Windows” para concluir a configuração.

Saber Mais

Parabéns! A sua RackStation já está configurada. Consulte o Guia do Utilizador no CD de instalação para a gestão e definições avançadas. Para mais informações ou para recursos online acerca da sua RackStation, visite www.synology.com.

SYNOLOGY, INC.
END USER LICENSE AGREEMENT

IMPORTANT—READ CAREFULLY: THIS END USER LICENSE AGREEMENT ("EULA") IS A LEGAL AGREEMENT BETWEEN YOU (EITHER AN INDIVIDUAL OR A SINGLE ENTITY) AND SYNOLOGY, INC. AND ITS AFFILIATES, INCLUDING SYNOLOGY AMERICAN CORP, (COLLECTIVELY, "SYNOLOGY") FOR ANY SYNOLOGY SOFTWARE, TOGETHER WITH ANY OTHER ASSOCIATED FIRMWARE, MEDIA, PRINTED MATERIALS AND "ONLINE" OR ELECTRONIC DOCUMENTATION (COLLECTIVELY, THE "SOFTWARE") AVAILABLE FOR DOWNLOAD AT WWW.SYNOLOGY.COM OR PROVIDED WITH OR INSTALLED ON A SYNOLOGY PRODUCT (THE "PRODUCT").

YOU AGREE TO BE BOUND BY THE TERMS OF THIS EULA BY OPENING THE PACKAGE CONTAINING THE SOFTWARE, INSTALLING THE SOFTWARE NOT OTHERWISE PRE-INSTALLED BY SYNOLOGY ON A PRODUCT OR OTHERWISE USING A PRODUCT THAT INCLUDES PRE-INSTALLED SOFTWARE. IF YOU DO NOT AGREE TO THE TERMS OF THIS EULA, DO NOT OPEN THE BOX CONTAINING THE PRODUCT, INSTALL THE SOFTWARE OR USE THE PRODUCT CONTAINING THE SOFTWARE. INSTEAD, YOU MAY RETURN THE PRODUCT TO THE RESELLER WHERE YOU PURCHASED IT FOR A REFUND IN ACCORDANCE WITH THE RESELLER'S APPLICABLE RETURN POLICY.

Section 1. Limited Software License. Subject to the terms and conditions of this EULA, Synology grants you a limited, non-exclusive, non-transferable, personal license to install, run and use one copy of the Software on the Product solely in connection with your authorized use of the Product.

Section 2. Documentation. You may make and use a reasonable number of copies of any documentation provided with the Software; provided, that such copies will only be used for internal business purposes and are not to be republished or redistributed (either in hard copy or electronic form) to any third party.

Section 3. Backup. You may make a reasonable number of copies of the Software for backup and archival purposes.

Section 4. Updates. Any software provided to you by Synology or made available on the Synology web site at www.synology.com ("Web Site") that updates or supplements the original Software is governed by this EULA unless separate license terms are provided with such updates or supplements, in which case, such separate terms will govern.

Section 5. License Limitations. The license set forth in Section 1 applies only to the extent you have ordered and paid for the Product and it states the entirety of your rights with respect to the Software. Synology reserves all rights not expressly granted to you in this EULA. Without limiting the foregoing, you will not, and you will not authorize or permit any third party to: (a) use the Software for any purpose other than in connection with the Product; (b) license, distribute, lease, rent, lend, transfer, assign or otherwise dispose of the Software or use the Software in any commercial hosted or service bureau environment; (c) reverse engineer, decompile, disassemble or attempt to discover the source code for or any trade secrets related to the Software, except and only to the extent that such activity is expressly permitted by applicable law notwithstanding this limitation; (d) adapt, modify, alter, translate or create any derivative works of the Software; (e) remove, alter or obscure any copyright notice or other proprietary rights notice on the Product; or (f) circumvent or attempt to circumvent any methods employed by Synology to control access to the components, features or functions of the Product or Software.

Section 6. Open Source. The Software may contain components licensed to Synology under the GNU General Public License ("GPL Components"), currently available at <http://www.gnu.org/licenses/gpl.html>. The terms of the GPL will control solely with respect to the GPL Components to the extent that this EULA conflicts with the requirements of the GPL with respect to your use of the GPL Components, and, in such event, you agree to be bound by the GPL with respect to your use of such components.

Section 7. Audit. Synology will have the right to audit your compliance with the terms of this EULA. You agree to grant access to Synology to facilities, equipment, books, records

and documents and to otherwise reasonably cooperate with Synology in order to facilitate any such audit.

Section 8. Ownership. The Software is valuable property of Synology and its licensors and is protected by copyright and other intellectual property laws and treaties. Synology or its licensors own all right, title and interest in and to the Software and all copyright and other intellectual property rights in the Software.

Section 9. Limited Warranty. Synology warrants that for a period of ninety (90) days after either your (a) installation of the Software on Products that do not include pre-installed Software or (b) use of a Product that includes pre-installed Software, as applicable, (the "Warranty Period"), the Software will substantially conform to Synology's published specifications for the Software, if any, or otherwise set forth on the Web Site. Synology will use commercially reasonable efforts to, in Synology's sole discretion, either correct any such nonconformity in the Software or replace any Software that fails to comply with the foregoing warranty, provided that you give Synology written notice of such noncompliance within the Warranty Period. The foregoing warranty does not apply to any noncompliance resulting from any: (w) use, reproduction, distribution or disclosure not in accordance with this EULA; (x) any customization, modification or other alteration of the Software by anyone other than Synology; (y) combination of the Software with any product, services or other items provided by anyone other than Synology; or (z) your failure to comply with this EULA.

Section 10. Support. During the Warranty Period, Synology will make available to you the support services. Following the expiration of the applicable Warranty Period, support for Software may be available from Synology upon written request.

Section 11. Disclaimer of Warranties. EXCEPT AS EXPRESSLY SET FORTH ABOVE, SYNOLOGY AND ITS SUPPLIERS PROVIDE THE SOFTWARE "AS IS" AND WITH ALL FAULTS. SYNOLOGY AND ITS SUPPLIERS HEREBY DISCLAIM ALL OTHER WARRANTIES, EXPRESS, IMPLIED OR STATUTORY, ARISING BY LAW OR OTHERWISE, INCLUDING BUT NOT LIMITED TO ANY IMPLIED WARRANTIES OF MERCHANTABILITY, FITNESS FOR A PARTICULAR PURPOSE OR USE, TITLE AND NONINFRINGEMENT, WITH REGARD TO THE SOFTWARE. WITHOUT LIMITING THE FOREGOING, SYNOLOGY DOES NOT WARRANT THAT THE SOFTWARE WILL BE FREE OF BUGS, ERRORS, VIRUSES OR OTHER DEFECTS.

Section 12. Disclaimer of Certain Damages. IN NO EVENT WILL SYNOLOGY OR ITS LICENSORS BE LIABLE FOR THE COST OF COVER OR FOR ANY INCIDENTAL, INDIRECT, SPECIAL, PUNITIVE, CONSEQUENTIAL OR SIMILAR DAMAGES OR LIABILITIES WHATSOEVER (INCLUDING, BUT NOT LIMITED TO LOSS OF DATA, INFORMATION, REVENUE, PROFIT OR BUSINESS) ARISING OUT OF OR RELATING TO THE USE OR

INABILITY TO USE THE SOFTWARE OR OTHERWISE UNDER OR IN CONNECTION WITH THIS EULA OR THE SOFTWARE, WHETHER BASED ON CONTRACT, TORT (INCLUDING NEGLIGENCE), STRICT LIABILITY OR OTHER THEORY EVEN IF SYNOLOGY HAS BEEN ADVISED OF THE POSSIBILITY OF SUCH DAMAGES.

Section 13. Limitation of Liability. SYNOLOGY'S AND ITS SUPPLIERS' LIABILITY ARISING OUT OF OR RELATING TO THE USE OR INABILITY TO USE THE SOFTWARE OR OTHERWISE UNDER OR IN CONNECTION WITH THIS EULA OR THE SOFTWARE IS LIMITED TO THE AMOUNT ACTUALLY PAID BY YOU FOR THE PRODUCT REGARDLESS OF THE AMOUNT OF DAMAGES YOU MAY INCUR AND WHETHER BASED ON CONTRACT, TORT (INCLUDING NEGLIGENCE), STRICT LIABILITY OR OTHER THEORY. The foregoing disclaimer of warranties, disclaimer of certain damages and limitation of liability will apply to the maximum extent permitted by applicable law. The laws of some states/jurisdictions do not allow the exclusion of implied warranties or the exclusion or limitation of certain damages. To the extent that those laws apply to this EULA, the exclusions and limitations set forth above may not apply to you.

Section 14. Export Restrictions. You acknowledge that the Software is subject to U.S. export restrictions. You agree to comply with all applicable laws and regulations that apply to the Software, including without limitation the U.S. Export Administration Regulations.

Section 15. U.S. Government License Rights. All Software provided to the U.S. Government is provided with the commercial license rights and restrictions described in this EULA. By installing, copying or using the Software, the U.S. Government agrees that the Software is "commercial computer software" or "commercial computer software documentation" within the meaning of FAR Part 12.

Section 16. Termination. Without prejudice to any other rights, Synology may terminate this EULA if you do not abide by the terms and conditions contained herein. In such event, you must cease use of the Software and destroy all copies of the Software and all of its component parts.

Section 17. Assignment. You may not transfer or assign your rights under this EULA to any third party. Any such transfer or assignment in violation of the foregoing restriction will be void.

Section 18. Applicable Law. Unless expressly prohibited by local law, this EULA is governed by the laws of the State of Washington, U.S.A. without regard to any conflict of law principles to the contrary. The 1980 U.N. Convention on Contracts for the International Sale of Goods or any successor thereto does not apply.

Section 19. Dispute Resolution. Any dispute, controversy or claim arising out of or relating to this Warranty, the Software or services provided by Synology with respect to the Software or the relationship between you and Synology

will be resolved exclusively and finally by arbitration under the current commercial rules of the American Arbitration Association if you reside in the United States, except as otherwise provided below. In such cases, the arbitration will be conducted before a single arbitrator, and will be limited solely to the dispute between you and Synology. The arbitration, or any portion of it, will not be consolidated with any other arbitration and will not be conducted on a class-wide or class action basis. The arbitration shall be held in King County, Washington, U.S.A. by submission of documents, by telephone, online or in person as determined by the arbitrator at the request of the parties. The prevailing party in any arbitration or legal action occurring within the United States or otherwise shall receive all costs and reasonable attorneys' fees, including any arbitration fee paid by the prevailing party. Any decision rendered in such arbitration proceedings will be final and binding on the parties, and judgment may be entered thereon in any court of competent jurisdiction. You understand that, in the absence of this provision, you would have had a right to litigate any such dispute, controversy or claim in a court, including the right to litigate claims on a class-wide or class-action basis, and you expressly and knowingly waives those rights and agrees to resolve any disputes through binding arbitration in accordance with the provisions of this Section 19. If you do not reside within the United States, any dispute, controversy or claim described in this Section shall be finally resolved by arbitration conducted by three neutral arbitrators in accordance with the procedures of the R.O.C. Arbitration Law and related enforcement rules. The arbitration shall take place in Taipei, Taiwan, R.O.C., and the arbitration proceedings shall be conducted in English or, if both parties so agree, in Mandarin Chinese. The arbitration award shall be final and binding on the parties and may be enforced in any court having jurisdiction. Nothing in this Section shall be deemed to prohibit or restrict Synology from seeking injunctive relief or seeking such other rights and remedies as it may have at law or equity for any actual or threatened breach of any provision of this EULA relating to Synology's intellectual property rights.

Section 20. Attorneys' Fees. In any arbitration, mediation, or other legal action or proceeding to enforce rights or remedies under this EULA, the prevailing party will be entitled to recover, in addition to any other relief to which it may be entitled, costs and reasonable attorneys' fees.

Section 21. Severability. If any provision of this EULA is held by a court of competent jurisdiction to be invalid, illegal, or unenforceable, the remainder of this EULA will remain in full force and effect.

Section 22. Entire Agreement. This EULA sets forth the entire agreement of Synology and you with respect to the Software and the subject matter hereof and supersedes all prior and contemporaneous understandings and agreements whether written or oral. No amendment, modification or waiver of any of the provisions of this EULA will be valid unless set forth in a written instrument signed by the party to be bound thereby.

SYNOLOGY, INC.
LIMITED PRODUCT WARRANTY

THIS LIMITED WARRANTY ("WARRANTY") APPLIES TO THE PRODUCTS (AS DEFINED BELOW) OF SYNOLOGY, INC. AND ITS AFFILIATES, INCLUDING SYNOLOGY AMERICA CORP, (COLLECTIVELY, "SYNOLOGY"). YOU ACCEPT AND AGREE TO BE BOUND BY THE TERMS OF THIS WARRANTY BY OPENING THE PACKAGE CONTAINING AND/OR USING THE PRODUCT. IF YOU DO NOT AGREE TO THE TERMS OF THIS WARRANTY, DO NOT USE THE PRODUCT. INSTEAD, YOU MAY RETURN THE PRODUCT TO THE RESELLER WHERE YOU PURCHASED IT FOR A REFUND IN ACCORDANCE WITH THE RESELLER'S APPLICABLE RETURN POLICY.

Section 1. Definitions. (a) "Category I Product" means Synology product models RS810+, RS810RP+, and RX410 (b) "Category II Product" means Synology product models DS1010+, DS710+, DS509+, DS508, RS409RP+, RS409+, RS409, RS408-RP, RS408, RS407, DX510, DX5 and RX4. (c) "Category III Product" means all other Synology product models purchased by Customer after March 1, 2008. (d) "Category IV Product" means all other Synology product models purchased by Customer before February 29, 2008. (e) "Customer" means the original person or entity purchasing the Product from Synology or an authorized Synology distributor or reseller. (f) "Product" means a Category I Product, Category II Product, Category III Product, or Category IV Product and any hardware incorporated into the product by Synology and any accompanying documentation. (g) "Software" means the Synology proprietary software that accompanies the Product when purchased by Customer, is downloaded by Customer at the Web Site, or is pre-installed on the Product by Synology, and includes any firmware, associated media, images, animations, video, audio, text and applets incorporated into the software or Product and any updates or upgrades to such software. (h) "Warranty Period" means: (i) the period commencing on the date the Product is purchased by Customer and ending (1) five years after such date for Category I Products; (2) three years after such date for Category II Products; or (3) two years after such date for Category III Products; or (ii) one year after such date for Category IV Products. (i) "Web Site" means the Synology web site located at www.synology.com.

Section 2. Limited Warranty and Remedies

2.1 Limited Warranty. Subject to Section 2.7, Synology warrants to Customer that each Product (a) will be free of material defects in workmanship and (b) under normal use will perform substantially in accordance with Synology's published specifications for the Product during the Warranty Period. Synology warrants the Software as set forth in the accompanying end user license agreement provided with the Product, if any.

2.2 Product Registration. Customers may register Products with Synology and may obtain the manufacturing date for Category I Products, Category II Products and Category III Products at the Web Site. The failure to register a Product at the Web Site will not diminish the warranty rights set forth in Section 2.1. Synology is not responsible for Customer's failure to identify the manufacturing date of any Product.

2.3 Exclusive Remedy. If Customer gives notice of noncompliance with any of the warranties set forth in Section 2.1 within the applicable Warranty Period in the manner set forth below, then, upon verification of the noncompliance by Synology, Synology will, at Synology's option: (a) use commercially reasonable efforts to repair the Product, or (b) replace the noncomplying Product or part thereof upon return of the complete Product in accordance with Section 2.4. The foregoing sets forth Synology's entire liability and Customer's sole and exclusive remedy for any breach of warranty under Section 2.1 or any other defect or deficiency in the Product. Customer will reasonably assist Synology to diagnose and validate any nonconformity with the Product. The warranty set forth in Section 2.1 does not include: (1) any warranty relating to the Software; (2) physical installation or removal of the Product from

Customer's site; (3) visits to Customer's site; (4) labor necessary to effect repairs or replace defective parts other than during Synology's or its contracted service providers' normal local business hours, exclusive of weekends and service providers' holidays; (5) any work with any third party equipment or software; (6) any warranty of the hard disk if installed by Customer or any other third party; or (7) any warranty of compatibility with the hard disk.

2.4 Return. Any Product returned by Customer under Section 2.3 must be assigned a Return Merchandise Authorization ("RMA") number by Synology before shipment and must be returned in accordance with Synology's then current RMA procedures. Customer may contact any authorized Synology distributor or reseller or Synology Support to obtain assistance in obtaining an RMA, and must provide proof of purchase and product serial number when asking for such assistance. For warranty claims, Customer must return the complete Product to Synology in accordance with this Section 2.4 to be eligible for coverage under this Warranty. Any Product returned without an RMA number, or any Product that has been disassembled (except under the direction of Synology) will be refused and returned to Customer at Customer's expense. Any Product that has been assigned a RMA number must be returned in the same condition as it was received from Synology to the address designated by Synology, freight pre-paid, in packaging sufficient to protect the contents thereof and with the RMA number prominently displayed on the outside of the box. Customer is responsible for insurance and risk of loss with respect to returned items until they are properly received by Synology. A Product issued a RMA number must be returned within fifteen (15) days after issuance of the applicable RMA number.

2.5 Replacement by Synology. If Synology elects to replace any Product under this Warranty set forth in Section 2.1, then Synology will ship a replacement Product at Synology's expense via the shipping method selected by Synology after receipt of the nonconforming Product returned in accordance with Section 2.4 and validation by Synology that the Product does not conform to the warranty. Replacement Product will be new or serviceably used, comparable in function and performance to the original Product and warranted for the remainder of the original Warranty Period or thirty (30) days after it is shipped to Customer, whichever period is longer. Any Product found by Synology to be non-defective will be returned to Customer.

2.6 Support. During the Warranty Period, Synology will make available to Customer the support services. Following the expiration of the applicable Warranty Period, support for Products may be available from Synology upon written request.

2.7 Exclusions. The foregoing warranties and warranty obligations do not apply to any Product that (a) has been installed or used in a manner not specified or described in the Product specifications; (b) has been repaired, modified or altered by anyone other than Synology or its agent or designee; (c) has been in any way misused, abused, or damaged; (d) has been used with items not provided by Synology other than the hardware or software for which the Product is designed; or (e) otherwise fails to conform to the Product specifications and such failure is attributable to causes not within or under Synology's control. Further, the foregoing warranties will be void if (1) Customer

disassembles the Product except as authorized by Synology; (2) Customer fails to implement any correction, modification, enhancement, improvement or other update made available to Customer by Synology; or (3) Customer implements, installs or uses any correction, modification, enhancement, improvement or other update made available by any third party. The warranty set forth in Section 2.1 will terminate upon Customer's sale or transfer of the Product to a third party.

2.8 Disclaimer of Warranties. THE WARRANTIES, OBLIGATIONS, AND LIABILITIES OF SYNOLOGY AND THE REMEDIES OF CUSTOMER SET FORTH IN THIS WARRANTY ARE EXCLUSIVE AND IN SUBSTITUTION FOR, AND CUSTOMER HEREBY WAIVES, RELEASES AND DISCLAIMS, ALL OTHER WARRANTIES, OBLIGATIONS AND LIABILITIES OF SYNOLOGY AND ALL OTHER RIGHTS, CLAIMS AND REMEDIES OF CUSTOMER AGAINST SYNOLOGY, EXPRESS OR IMPLIED, ARISING BY LAW OR OTHERWISE, WITH RESPECT TO THE PRODUCT, ACCOMPANYING DOCUMENTATION OR SOFTWARE AND ANY OTHER GOODS OR SERVICES DELIVERED UNDER THIS WARRANTY, INCLUDING, BUT NOT LIMITED TO ANY: (A) IMPLIED WARRANTY OF MERCHANTABILITY OR FITNESS FOR A PARTICULAR PURPOSE OR USE; (B) IMPLIED WARRANTY ARISING FROM COURSE OF PERFORMANCE, COURSE OF DEALING, OR USAGE OF TRADE; (C) CLAIM OF INFRINGEMENT OR MISAPPROPRIATION; OR (D) CLAIM IN TORT (WHETHER BASED ON NEGLIGENCE, STRICT LIABILITY, PRODUCT LIABILITY OR OTHER THEORY). SYNOLOGY MAKES NO GUARANTEE AND SPECIFICALLY DISCLAIMS ANY WARRANTY THAT THE DATA OR INFORMATION STORED ON ANY SYNOLOGY PRODUCT WILL BE SECURE AND WITHOUT RISK OF DATA LOSS. SYNOLOGY RECOMMENDS THAT CUSTOMER TAKES APPROPRIATE MEASURES TO BACK UP THE DATA STORED ON THE PRODUCT. SOME STATES DO NOT ALLOW LIMITATIONS ON IMPLIED WARRANTIES, SO THE ABOVE LIMITATION MAY NOT APPLY TO CUSTOMER.

Section 3. Limitations of Liability

3.1 Force Majeure. Synology will not be liable for, or be considered to be in breach of or default under this Warranty on account of, any delay or failure to perform as required by this Warranty as a result of any cause or condition beyond its reasonable control (including, without limitation, any act or failure to act by Customer).

3.2 Disclaimer of Certain Damages. IN NO EVENT WILL SYNOLOGY OR ITS SUPPLIERS BE LIABLE FOR THE COST OF COVER OR FOR ANY INCIDENTAL, INDIRECT, SPECIAL, PUNITIVE, CONSEQUENTIAL OR SIMILAR DAMAGES OR LIABILITIES WHATSOEVER (INCLUDING, BUT NOT LIMITED TO LOSS OF DATA, INFORMATION, REVENUE, PROFIT OR BUSINESS) ARISING OUT OF OR RELATING TO THE USE OR INABILITY TO USE THE PRODUCT, ANY ACCOMPANYING DOCUMENTATION OR SOFTWARE AND ANY OTHER GOODS OR SERVICES PROVIDED UNDER THIS WARRANTY, WHETHER BASED ON CONTRACT, TORT (INCLUDING NEGLIGENCE), STRICT LIABILITY OR OTHER THEORY EVEN IF SYNOLOGY HAS BEEN ADVISED OF THE POSSIBILITY OF SUCH DAMAGES.

3.3 Limitation of Liability. SYNOLOGY'S AND ITS SUPPLIERS' LIABILITY ARISING OUT OF OR RELATING TO THE USE OR INABILITY TO USE THE PRODUCT, ANY ACCOMPANYING DOCUMENTATION OR SOFTWARE AND ANY OTHER GOODS OR SERVICES PROVIDED UNDER THIS WARRANTY IS LIMITED TO THE AMOUNT ACTUALLY PAID BY CUSTOMER FOR THE PRODUCT REGARDLESS OF THE AMOUNT OF DAMAGES

CUSTOMER MAY INCUR AND WHETHER BASED ON CONTRACT, TORT (INCLUDING NEGLIGENCE), STRICT LIABILITY OR OTHER THEORY. The foregoing disclaimer of certain damages and limitation of liability will apply to the maximum extent permitted by applicable law. The laws of some states/jurisdictions do not allow exclusion or limitation of certain damages. To the extent that those laws apply to the Product, the exclusions and limitations set forth above may not apply to Customer.

Section 4. Miscellaneous

4.1 Proprietary Rights. The Product and any accompanying Software and documentation provided with the Product include proprietary and intellectual property rights of Synology and its third party suppliers and licensors. Synology retains and reserves all right, title, and interest in the intellectual property rights of the Product, and no title to or ownership of any intellectual property rights in or to the Product, any accompanying Software or documentation and any other goods provided under this Warranty is transferred to Customer under this Warranty. Customer will (a) comply with the terms and conditions of the Synology end user license agreement accompanying any Software furnished by Synology or an authorized Synology distributor or reseller; and (b) not attempt to reverse engineer any Product or component thereof or accompanying Software or otherwise misappropriate, circumvent or violate any of Synology's intellectual property rights.

4.2 Assignment. Customer will not assign any of its rights under this Warranty directly, by operation of law or otherwise, without the prior written consent of Synology.

4.3 No Additional Terms. Except as expressly permitted by this Warranty, neither party will be bound by, and each party specifically objects to, any term, condition or other provision that conflicts with the provisions of this Warranty that is made by the other party in any purchase order, receipt, acceptance, confirmation, correspondence or otherwise, unless each party specifically agrees to such provision in writing. Further, if this Warranty conflicts with any terms or conditions of any other agreement entered into by the parties with respect to the Product, this Warranty will prevail unless the other agreement specifically references the sections of this Warranty that it supersedes.

4.4 Applicable Law. Unless expressly prohibited by local law, this Warranty is governed by the laws of the State of Washington, U.S.A. without regard to any conflict of law principles to the contrary. The 1980 U.N. Convention on Contracts for the International Sale of Goods or any successor thereto does not apply.

4.5 Dispute Resolution. Any dispute, controversy or claim arising out of or relating to this Warranty, the Product or services provided by Synology with respect to the Product or the relationship between Customers residing within the United States and Synology will be resolved exclusively and finally by arbitration under the current commercial rules of the American Arbitration Association, except as otherwise provided below. The arbitration will be conducted before a single arbitrator, and will be limited solely to the dispute between Customer and Synology. The arbitration, or any portion of it, will not be consolidated with any other arbitration and will not be conducted on a class-wide or class action basis. The arbitration shall be held in King County, Washington, U.S.A. by submission of documents, by telephone, online or in person as determined by the arbitrator at the request of the parties. The prevailing party in any arbitration or legal action occurring within the United States or otherwise shall receive all costs and reasonable attorneys' fees, including any arbitration fee paid by the prevailing party. Any decision rendered in such arbitration proceedings will be final and binding on the parties, and judgment may be entered thereon in any court of competent jurisdiction. Customer understands that, in the absence of

this provision, Customer would have had a right to litigate any such dispute, controversy or claim in a court, including the right to litigate claims on a class-wide or class-action basis, and Customer expressly and knowingly waives those rights and agrees to resolve any disputes through binding arbitration in accordance with the provisions of this Section 4.5. For Customers not residing within the United States, any dispute, controversy or claim described in this section shall be finally resolved by arbitration conducted by three neutral arbitrators in accordance with the procedures of the R.O.C. Arbitration Law and related enforcement rules. The arbitration shall take place in Taipei, Taiwan, R.O.C., and the arbitration proceedings shall be conducted in English or, if both parties so agree, in Mandarin Chinese. The arbitration award shall be final and binding on the parties and may be enforced in any court having jurisdiction. Nothing in this Section shall be deemed to prohibit or restrict Synology from seeking injunctive relief or seeking such other rights and remedies as it may have at law or equity for any actual or threatened breach of any provision of this Warranty relating to Synology's intellectual property rights.

4.6 Attorneys' Fees. In any arbitration, mediation, or other legal action or proceeding to enforce rights or remedies under this Warranty, the prevailing party will be entitled to recover, in addition to any other relief to which it may be entitled, costs and reasonable attorneys' fees.

4.7 Export Restrictions. You acknowledge that the Product may be subject to U.S. export restrictions. You will comply with all applicable laws and regulations that apply to the Product, including without limitation the U.S. Export Administration Regulations.

4.8 Severability. If any provision of this Warranty is held by a court of competent jurisdiction to be invalid, illegal, or unenforceable, the remainder of this Warranty will remain in full force and effect.

4.9 Entire Agreement. This Warranty constitutes the entire agreement, and supersedes any and all prior agreements, between Synology and Customer related to the subject matter hereof. No amendment, modification or waiver of any of the provisions of this Warranty will be valid unless set forth in a written instrument signed by the party to be bound thereby.